



COME
IN







PARTY FLAGS:: Print on heavy white cardstock, cut, wrap around lollipop sticks, straws or toothpicks.



CUPCAKE WRAPPERS:: Print on regular white printer paper and wrap and adhere together with double sided tape or glue dots. Place cupcakes in the wrapper.



DRINK LABELS:: Print on regular white printer paper and wrap around Water Bottles, Cups, etc.. Adhere with double sided tape or glue dots.



PARTY BANNER:: Print on heavy white cardstock, cut, punch a hole in the top corners and string together with ribbon.



PARTY BANNER:: Print on heavy white cardstock, cut, punch a hole in the top corners and string together with ribbon.



PARTY BANNER:: Print on heavy white cardstock, cut, punch a hole in the top corners and string together with ribbon.


love the day
by LINDI HAWS



PARTY BANNER:: Print on heavy white cardstock, cut, punch a hole in the top corners and string together with ribbon.




PARTY BANNER:: Print on heavy white cardstock, cut, punch a hole in the top corners and string together with ribbon.



PARTY BANNER:: Print on heavy white cardstock, cut, punch a hole in the top corners and string together with ribbon.



PARTY BANNER:: Print on heavy white cardstock, cut, punch a hole in the top corners and string together with ribbon.



PARTY BANNER:: Print on heavy white cardstock, cut, punch a hole in the top corners and string together with ribbon.



PARTY BANNER:: Print on heavy white cardstock, cut, punch a hole in the top corners and string together with ribbon.



PARTY BANNER:: Print on heavy white cardstock, cut, punch a hole in the top corners and string together with ribbon.

love the day
by LINDI HAWS



PARTY BANNER:: Print on heavy white cardstock, cut, punch a hole in the top corners and string together with ribbon.

love the day
by LINDI HAWS



PARTY BANNER:: Print on heavy white cardstock, cut, punch a hole in the top corners and string together with ribbon.



PARTY BANNER:: Print on heavy white cardstock, cut, punch a hole in the top corners and string together with ribbon.

Love the day
by LINDI HAWS



PARTY BANNER:: Print on heavy white cardstock, cut, punch a hole in the top corners and string together with ribbon.

love the day
by LINDI HAWS




PARTY BANNER:: Print on heavy white cardstock, cut, punch a hole in the top corners and string together with ribbon.



PARTY BANNER:: Print on heavy white cardstock, cut, punch a hole in the top corners and string together with ribbon.







HAPPY



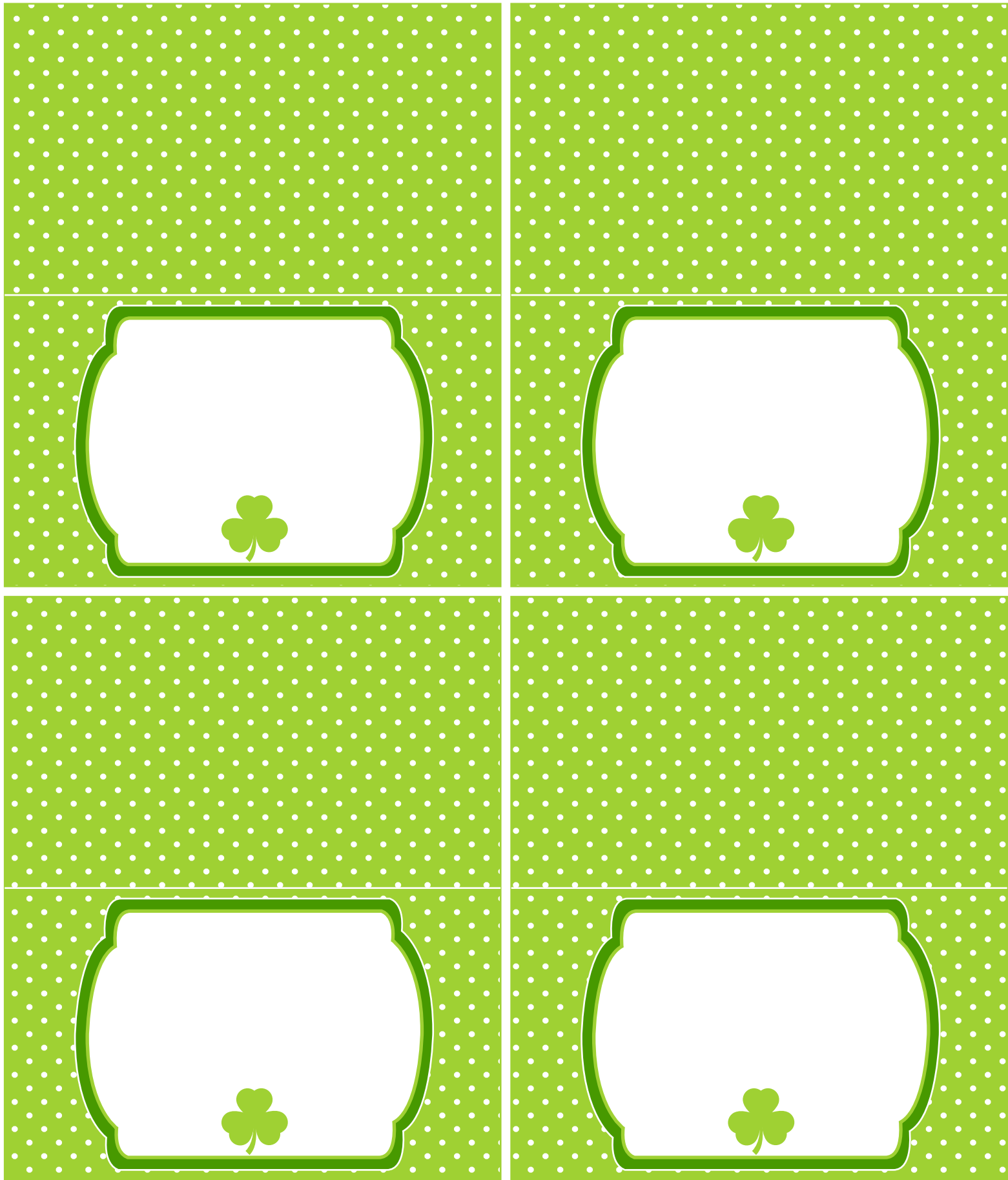



PADDY'S



DAY


FOOD TENT CARDS: Print on heavy white cardstock and fold along line.





MINI CANDY BAR WRAPPERS:: Print on regular white printer paper and wrap around Hershey Minatures. Adhere with double sided tape or glue dots.

Love the day
by LINDI HAWS

















PARTY TAGS:: Print on heavy white cardstock, punch with a 2" scallop or circle punch or cut squares as is!

love the day
by LINDI HAWS



FAVOR BOXES: Print on heavy white cardstock, cut, fold on the white lines, and adhere the two pieces together on the flaps.



THANK YOU CARDS:: Print on heavy white cardstock, cut, write a sweet note and send.

THANK YOU!



THANK YOU!



THANK YOU!




THANK YOU!



PENDANT BANNER:: Print on heavy white cardstock, cut, punch a hole in the top corners and string together with ribbon.

Love the day
by LINDI HAWS



PENDANT BANNER:: Print on heavy white cardstock, cut, punch a hole in the top corners and string together with ribbon.

love the day
by LINDI HAWS



PENDANT BANNER:: Print on heavy white cardstock, cut, punch a hole in the top corners and string together with ribbon.

love the day
by LINDI HAWS

