





PARTY BANNER:: Print on heavy white cardstock, cut, punch a hole in the top corners and string together with ribbon.

*love the day*  
by LINDI HAWS




PARTY BANNER:: Print on heavy white cardstock, cut, punch a hole in the top corners and string together with ribbon.

*love the day*  
by LINDI HAWS



PARTY BANNER:: Print on heavy white cardstock, cut, punch a hole in the top corners and string together with ribbon.

*love the day*  
by LINDI HAWS




PARTY BANNER:: Print on heavy white cardstock, cut, punch a hole in the top corners and string together with ribbon.

*love the day*  
by LINDI HAWS




PARTY BANNER:: Print on heavy white cardstock, cut, punch a hole in the top corners and string together with ribbon.

*love the day*  
by LINDI HAWS




PARTY BANNER:: Print on heavy white cardstock, cut, punch a hole in the top corners and string together with ribbon.

*love the day*  
by LINDI HAWS



PARTY BANNER:: Print on heavy white cardstock, cut, punch a hole in the top corners and string together with ribbon.

*love the day*  
by LINDI HAWS






PARTY BANNER:: Print on heavy white cardstock, cut, punch a hole in the top corners and string together with ribbon.

*love the day*  
by LINDI HAWS



PARTY BANNER:: Print on heavy white cardstock, cut, punch a hole in the top corners and string together with ribbon.

*love the day*  
by LINDI HAWS




PARTY BANNER:: Print on heavy white cardstock, cut, punch a hole in the top corners and string together with ribbon.

*Love the day*  
by LINDI HAWS




PARTY BANNER:: Print on heavy white cardstock, cut, punch a hole in the top corners and string together with ribbon.

*love the day*  
by LINDI HAWS



PARTY BANNER:: Print on heavy white cardstock, cut, punch a hole in the top corners and string together with ribbon.

*Love the day*  
by LINDI HAWS




PARTY BANNER:: Print on heavy white cardstock, cut, punch a hole in the top corners and string together with ribbon.

*love the day*  
by LINDI HAWS



PARTY BANNER:: Print on heavy white cardstock, cut, punch a hole in the top corners and string together with ribbon.

*love the day*  
by LINDI HAWS




PENDANT BANNER:: Print on heavy white cardstock, cut, punch a hole in the top corners and string together with ribbon.






PENDANT BANNER:: Print on heavy white cardstock, cut, punch a hole in the top corners and string together with ribbon.



PENDANT BANNER:: Print on heavy white cardstock, cut, punch a hole in the top corners and string together with ribbon.



FAVOR TAGS: Print on heavy white cardstock, cut and attach to party favors.

love the day  
by LINDI HAWS





SHOWER  
*with Love*

PARTY TAGS:: Print on heavy white cardstock, punch with a 2" scallop or circle punch or cut squares as is!



THANK YOU CARDS:: Print on heavy white cardstock, cut, write a sweet note and send.

Thank you



Thank you



Thank you



Thank you



Thank  You  
FOR SHOWERING WITH US

Thank  You  
FOR SHOWERING WITH US

FOLD OVER LABELS:: Print on heavy white cardstock, cut, fold along the red line and place over a bag full of yummy treats!

FAVOR BOXES:: Print on heavy white cardstock, cut, fold on the lines, and adhere the two pieces together on the flaps.





8X5” SIGNS:: Print on heavy white cardstock, cut, and place in 8X5” frames.



8X5” SIGNS:: Print on heavy white cardstock, cut, and place in 8X5” frames.



NAPKIN WRAPS:: Print on heavy white cardstock, cut, wrap around a napkin & tape.

love the day  
by LINDI HAWS





DRINK LABELS:: Print on regular white printer paper and wrap around Water Bottles, Cups, etc.. Adhere with double sided tape or glue dots.





*love the day*  
by LINDI HAWS



FAVOR TAGS: Print on heavy white cardstock, cut and attach to party favors.



FOOD TENT CARDS: Print on heavy white cardstock and fold along line.




MINI CANDY BAR WRAPPERS:: Print on regular white printer paper and wrap around Hershey Minitures. Adhere with double sided tape or glue dots.

love the day  
by LINDI HAWS






CUPCAKE WRAPPERS:: Print on regular white printer paper and wrap and adhere together with double sided tape or glue dots. Place cupcakes in the wrapper.



PARTY FLAGS:: Print on heavy white cardstock, cut, wrap around lollipop sticks, straws or toothpicks.





# SHOWER

*with love*

