












CUPCAKE WRAPPERS:: Print on regular white printer paper and wrap and adhere together with double sided tape or glue dots. Place cupcakes in the wrapper.











PARTY BANNER:: Print on heavy white cardstock, cut, punch a hole in the top corners and string together with ribbon.

*love the day*  
by LINDI HAWS



PARTY BANNER:: Print on heavy white cardstock, cut, punch a hole in the top corners and string together with ribbon.

*love the day*  
by LINDI HAWS



PARTY BANNER:: Print on heavy white cardstock, cut, punch a hole in the top corners and string together with ribbon.







PARTY BANNER:: Print on heavy white cardstock, cut, punch a hole in the top corners and string together with ribbon.

*love the day*  
by LINDI HAWS




DRINK LABELS:: Print on regular white printer paper and wrap around Water Bottles, Cups, etc.. Adhere with double sided tape or glue dots.




8X5" SIGNS:: Print on heavy white cardstock, cut, and place in 8X5" frames.

*love the day*  
by LINDI HAWS





















LOVE  
BIRDS






PENDANT BANNER:: Print on heavy white cardstock, cut, punch a hole in the top corners and string together with ribbon.

*love the day*  
by LINDI HAWS





PENDANT BANNER:: Print on heavy white cardstock, cut, punch a hole in the top corners and string together with ribbon.



PENDANT BANNER:: Print on heavy white cardstock, cut, punch a hole in the top corners and string together with ribbon.

*love the day*  
by LINDI HAWS











FOLD OVER LABELS:: Print on heavy white cardstock, cut, fold along line and place over a bag full of yummy treats!







THANK YOU CARDS:: Print on heavy white cardstock, cut,  
write a sweet note and send.



FAVOR TAGS: Print on heavy white cardstock, cut and attach to party favors.






FAVOR BOXES: Print on heavy white cardstock, cut, fold on the white lines, and adhere the two pieces together on the flaps.



8X5" SIGNS:: Print on heavy white cardstock, cut, and place in 8X5" frames.

*love the day*  
by LINDI HAWS





# WELCOME

