



Ahoy
Matesy















PARTY FLAGS:: Print on heavy white cardstock, cut, wrap around lollipop sticks, straws or toothpicks.

Love the day
by LINDI HAWS










PARTY BANNER:: Print on heavy white cardstock, cut, punch a hole in the top corners and string together with ribbon.

love the day
by LINDI HAWS




PARTY BANNER:: Print on heavy white cardstock, cut, punch a hole in the top corners and string together with ribbon.

love the day
by LINDI HAWS




PARTY BANNER:: Print on heavy white cardstock, cut, punch a hole in the top corners and string together with ribbon.

Love the day
by LINDI HAWS




PARTY BANNER:: Print on heavy white cardstock, cut, punch a hole in the top corners and string together with ribbon.

love the day
by LINDI HAWS




PARTY BANNER:: Print on heavy white cardstock, cut, punch a hole in the top corners and string together with ribbon.

love the day
by LINDI HAWS




PARTY BANNER:: Print on heavy white cardstock, cut, punch a hole in the top corners and string together with ribbon.

love the day
by LINDI HAWS




PARTY BANNER:: Print on heavy white cardstock, cut, punch a hole in the top corners and string together with ribbon.

love the day
by LINDI HAWS




PARTY BANNER:: Print on heavy white cardstock, cut, punch a hole in the top corners and string together with ribbon.

love the day
by LINDI HAWS



PARTY BANNER:: Print on heavy white cardstock, cut, punch a hole in the top corners and string together with ribbon.

love the day
by LINDI HAWS




PARTY BANNER:: Print on heavy white cardstock, cut, punch a hole in the top corners and string together with ribbon.

love the day
by LINDI HAWS




PARTY BANNER:: Print on heavy white cardstock, cut, punch a hole in the top corners and string together with ribbon.

Love the day
by LINDI HAWS




PARTY BANNER:: Print on heavy white cardstock, cut, punch a hole in the top corners and string together with ribbon.

Love the day
by LINDI HAWS



PARTY BANNER:: Print on heavy white cardstock, cut, punch a hole in the top corners and string together with ribbon.

Love the day
by LINDI HAWS



DRINK LABELS:: Print on regular white printer paper and wrap around Water Bottles, Cups, etc.. Adhere with double sided tape or glue dots.

love the day
by LINDI HAWS



NAPKIN WRAPS:: Print on heavy white cardstock, cut, wrap around a napkin & tape.

love the day
by LINDI HAWS



FAVOR TAGS: Print on heavy white cardstock, cut and attach to party favors.




8X5" SIGNS:: Print on heavy white cardstock, cut, and place in 8X5" frames.


Love the day
by LINDI HAWS



PENDANT BANNER:: Print on heavy white cardstock, cut, punch a hole in the top corners and string together with ribbon.




PENDANT BANNER:: Print on heavy white cardstock, cut, punch a hole in the top corners and string together with ribbon.



PENDANT BANNER:: Print on heavy white cardstock, cut, punch a hole in the top corners and string together with ribbon.

love the day
by LINDI HAWS



FAVOR BOX:: Print on heavy white cardstock, cut, fold on the white lines, and adhere the two pieces together on the flaps.







FOLD OVER LABELS.: Print on heavy white cardstock, cut, fold along the red line and place over a bag full of yummy treats!



PARTY TAGS:: Print on heavy white cardstock, punch with a 2" scallop or circle punch or cut squares as is!





FOOD TENT CARDS: Print on heavy white cardstock and fold along the red line.






MINI CANDY BAR WRAPPERS:: Print on regular white printer paper and wrap around Hershey Minatures. Adhere with double sided tape or glue dots.


love the day
by LINDI HAWS



THANK YOU CARDS:: Print on heavy white cardstock, cut, write a sweet note and send.







8X5" SIGNS:: Print on heavy white cardstock, cut, and place in 8X5" frames.

love the day
by LINDI HAWS

