


FAVOR TAGS: Print on heavy white cardstock, cut and attach to party favors.



CUPCAKE WRAPPERS:: Print on regular white printer paper and wrap and adhere together with double sided tape or glue dots. Place cupcakes in the wrapper.







A VERY
BERRY
BIRTHDAY







DRINK LABELS:: Print on regular white printer paper and wrap around Water Bottles, Cups, etc.. Adhere with double sided tape or glue dots.







MINI CANDY BAR WRAPPERS:: Print on regular white printer paper and wrap around Hershey Minitures. Adhere with double sided tape or glue dots.





BERRY
Sweet





BERRY
Sweet













HAPPY
BIRTHDAY



HAPPY
BIRTHDAY









BERRY
BIRTHDAY







BERRY
BIRTHDAY



BERRY
BIRTHDAY




BERRY
BIRTHDAY







BERRY
Sweet



PARTY BANNER:: Print on heavy white cardstock, cut, punch a hole in the top corners and string together with ribbon.

Love the day
by LINDI HAWS




PARTY BANNER:: Print on heavy white cardstock, cut, punch a hole in the top corners and string together with ribbon.

love the day
by LINDI HAWS




PARTY BANNER:: Print on heavy white cardstock, cut, punch a hole in the top corners and string together with ribbon.

Love the day
by LINDI HAWS



PARTY BANNER:: Print on heavy white cardstock, cut, punch a hole in the top corners and string together with ribbon.

love the day
by LINDI HAWS



PARTY BANNER:: Print on heavy white cardstock, cut, punch a hole in the top corners and string together with ribbon.




PARTY BANNER:: Print on heavy white cardstock, cut, punch a hole in the top corners and string together with ribbon.

love the day
by LINDI HAWS



PARTY BANNER:: Print on heavy white cardstock, cut, punch a hole in the top corners and string together with ribbon.

Love the day
by LINDI HAWS



PARTY BANNER:: Print on heavy white cardstock, cut, punch a hole in the top corners and string together with ribbon.

love the day
by LINDI HAWS



PARTY BANNER:: Print on heavy white cardstock, cut, punch a hole in the top corners and string together with ribbon.

Love the day
by LINDI HAWS



PARTY BANNER:: Print on heavy white cardstock, cut, punch a hole in the top corners and string together with ribbon.

love the day
by LINDI HAWS



PARTY BANNER:: Print on heavy white cardstock, cut, punch a hole in the top corners and string together with ribbon.

love the day
by LINDI HAWS







PARTY BANNER:: Print on heavy white cardstock, cut, punch a hole in the top corners and string together with ribbon.

Love the day
by LINDI HAWS



PARTY BANNER:: Print on heavy white cardstock, cut, punch a hole in the top corners and string together with ribbon.











FAVOR TAGS: Print on heavy white cardstock, cut and attach to party favors.

Love the day
by LINDI HAWS



PARTY TAGS:: Print on heavy white cardstock, punch with a 2" scallop or circle punch or cut squares as is!








love the day
by LINDI HAWS






FOLD OVER LABELS:: Print on heavy white cardstock, cut, fold along line and place over a bag full of yummy treats!

PARTY FLAGS:: Print on heavy white cardstock, cut, wrap around lollipop sticks, straws or toothpicks.




PENDANT BANNER:: Print on heavy white cardstock, cut, punch a hole in the top corners and string together with ribbon.

love the day
by LINDI HAWS



PENDANT BANNER:: Print on heavy white cardstock, cut, punch a hole in the top corners and string together with ribbon.



PENDANT BANNER:: Print on heavy white cardstock, cut, punch a hole in the top corners and string together with ribbon.



FAVOR BOXES: Print on heavy white cardstock, cut, fold on the white lines, and adhere the two pieces together on the flaps.



8X5” SIGNS:: Print on heavy white cardstock, cut, and place in 8X5” frames.



THANK YOU CARDS:: Print on heavy white cardstock, cut,
write a sweet note and send.

THANK YOU



THANK YOU



THANK YOU



THANK YOU



8X5" SIGNS:: Print on heavy white cardstock, cut, and place in 8X5" frames.

