



PARTY BANNER:: Print on heavy white cardstock, cut, punch a hole in the top corners and string together with ribbon.



PARTY BANNER:: Print on heavy white cardstock, cut, punch a hole in the top corners and string together with ribbon.

*love the day*  
by LINDI HAWS




PARTY BANNER:: Print on heavy white cardstock, cut, punch a hole in the top corners and string together with ribbon.

*love the day*  
by LINDI HAWS




PARTY BANNER:: Print on heavy white cardstock, cut, punch a hole in the top corners and string together with ribbon.

*Love the day*  
by LINDI HAWS




PARTY BANNER:: Print on heavy white cardstock, cut, punch a hole in the top corners and string together with ribbon.

*love the day*  
by LINDI HAWS




PARTY BANNER:: Print on heavy white cardstock, cut, punch a hole in the top corners and string together with ribbon.

*love the day*  
by LINDI HAWS



PARTY BANNER:: Print on heavy white cardstock, cut, punch a hole in the top corners and string together with ribbon.

*love the day*  
by LINDI HAWS





PARTY BANNER:: Print on heavy white cardstock, cut, punch a hole in the top corners and string together with ribbon.

*love the day*  
by LINDI HAWS




PARTY BANNER:: Print on heavy white cardstock, cut, punch a hole in the top corners and string together with ribbon.

*love the day*  
by LINDI HAWS




PARTY BANNER:: Print on heavy white cardstock, cut, punch a hole in the top corners and string together with ribbon.

*love the day*  
by LINDI HAWS



PARTY BANNER:: Print on heavy white cardstock, cut, punch a hole in the top corners and string together with ribbon.

*love the day*  
by LINDI HAWS




PARTY BANNER:: Print on heavy white cardstock, cut, punch a hole in the top corners and string together with ribbon.

*love the day*  
by LINDI HAWS



PARTY BANNER:: Print on heavy white cardstock, cut, punch a hole in the top corners and string together with ribbon.

*love the day*  
by LINDI HAWS



DRINK LABELS:: Print on regular white printer paper and wrap around Water Bottles, Cups, etc.. Adhere with double sided tape or glue dots.



happy  
BIRTHDAY



happy  
BIRTHDAY




FAVOR TAGS: Print on heavy white cardstock, cut and attach to party favors.



love the day  
by LINDI HAWS





CUPCAKE WRAPPERS:: Print on regular white printer paper and wrap and adhere together with double sided tape or glue dots. Place cupcakes in the wrapper.






CANDY BAR WRAPPERS: Print on regular white paper, cut and fold around Hershey Minutures.




FAVOR BOX:: Print on heavy white cardstock, cut, fold on the white lines, and adhere the two pieces together on the flaps.




PENDANT BANNER:: Print on heavy white cardstock, cut, punch a hole in the top corners and string together with ribbon.

*love the day*  
by LINDI HAWS




PENDANT BANNER:: Print on heavy white cardstock, cut, punch a hole in the top corners and string together with ribbon.

*love the day*  
by LINDI HAWS




PENDANT BANNER:: Print on heavy white cardstock, cut, punch a hole in the top corners and string together with ribbon.

*love the day*  
by LINDI HAWS



PENDANT BANNER:: Print on heavy white cardstock, cut, punch a hole in the top corners and string together with ribbon.

*love the day*  
by LINDI HAWS






FOLD OVER LABELS:: Print on heavy white cardstock, cut, fold along the red line and place over a bag full of yummy treats!




8X5" SIGNS:: Print on heavy white cardstock, cut, and place in 8X5" frames.

love the day  
by LINDI HAWS



8X5" SIGNS:: Print on heavy white cardstock, cut, and place in 8X5" frames.

*love the day*  
by LINDI HAWS




8X5" SIGNS:: Print on heavy white cardstock, cut, and place in 8X5" frames.


love the day  
by LINDI HAWS









*thank you*




*thank you*



*thank you*



*thank you*



NAPKIN WRAPS:: Print on heavy white cardstock, cut, wrap around a napkin & tape.







