



CUPCAKE WRAPPERS:: Print on regular white printer paper and wrap and adhere together with double sided tape or glue dots. Place cupcakes in the wrapper.

*love the day*  
by LINDI HAWS







DRINK LABELS:: Print on regular white printer paper and wrap around Water Bottles, Cups, etc.. Adhere with double sided tape or glue dots.

*Love the day*  
by LINDI HAWS








PARTY BANNER:: Print on heavy white cardstock, cut, punch a hole in the top corners and string together with ribbon.

*love the day*  
by LINDI HAWS



PARTY BANNER:: Print on heavy white cardstock, cut, punch a hole in the top corners and string together with ribbon.



PARTY BANNER:: Print on heavy white cardstock, cut, punch a hole in the top corners and string together with ribbon.



PARTY BANNER:: Print on heavy white cardstock, cut, punch a hole in the top corners and string together with ribbon.

*love the day*  
by LINDI HAWS





PARTY BANNER:: Print on heavy white cardstock, cut, punch a hole in the top corners and string together with ribbon.




PARTY BANNER:: Print on heavy white cardstock, cut, punch a hole in the top corners and string together with ribbon.

*love the day*  
by LINDI HAWS



PARTY BANNER:: Print on heavy white cardstock, cut, punch a hole in the top corners and string together with ribbon.




PARTY BANNER:: Print on heavy white cardstock, cut, punch a hole in the top corners and string together with ribbon.

*love the day*  
by LINDI HAWS



PARTY BANNER:: Print on heavy white cardstock, cut, punch a hole in the top corners and string together with ribbon.



PARTY BANNER:: Print on heavy white cardstock, cut, punch a hole in the top corners and string together with ribbon.



PARTY BANNER:: Print on heavy white cardstock, cut, punch a hole in the top corners and string together with ribbon.

*Love the day*  
by LINDI HAWS



PARTY BANNER:: Print on heavy white cardstock, cut, punch a hole in the top corners and string together with ribbon.


*Love the day*  
by LINDI HAWS









PARTY BANNER:: Print on heavy white cardstock, cut, punch a hole in the top corners and string together with ribbon.

*love the day*  
by LINDI HAWS




FOOD TENT CARDS: Print on heavy white cardstock and fold along the red line.

*Love the day*  
by LINDI HAWS




## DETECTIVE *checklist*

1. SEARCH THE CLUES
2. DUST FOR FINGERPRINTS
3. INTERVIEW WITNESSES
4. TAKE FINGERPRINTS
5. CAPTURE THE THIEF
6. CALL THE POLICE




## DETECTIVE *checklist*

1. SEARCH THE CLUES
2. DUST FOR FINGERPRINTS
3. INTERVIEW WITNESSES
4. TAKE FINGERPRINTS
5. CAPTURE THE THIEF
6. CALL THE POLICE




## DETECTIVE *checklist*

1. SEARCH THE CLUES
2. DUST FOR FINGERPRINTS
3. INTERVIEW WITNESSES
4. TAKE FINGERPRINTS
5. CAPTURE THE THIEF
6. CALL THE POLICE



## DETECTIVE *checklist*


1. SEARCH THE CLUES
2. DUST FOR FINGERPRINTS
3. INTERVIEW WITNESSES
4. TAKE FINGERPRINTS
5. CAPTURE THE THIEF
6. CALL THE POLICE




A decorative oval frame with intricate scrollwork and a magnifying glass icon integrated into the word 'in'.

come in  
DETECTIVES

PARTY FLAGS:: Print on heavy white cardstock, cut, wrap around lollipop sticks, straws or toothpicks.



PENDANT BANNER:: Print on heavy white cardstock, cut, punch a hole in the top corners and string together with ribbon.




PENDANT BANNER:: Print on heavy white cardstock, cut, punch a hole in the top corners and string together with ribbon.

*love the day*  
by LINDI HAWS



PENDANT BANNER:: Print on heavy white cardstock, cut, punch a hole in the top corners and string together with ribbon.









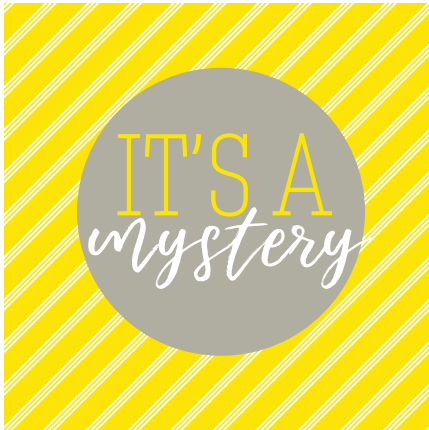
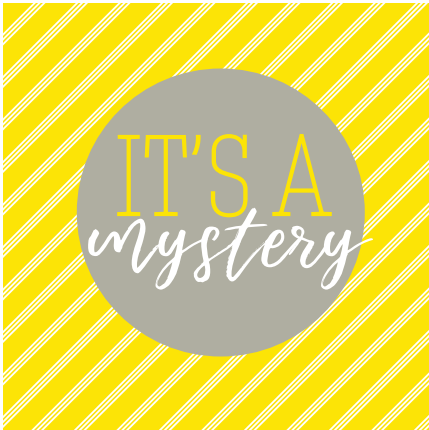
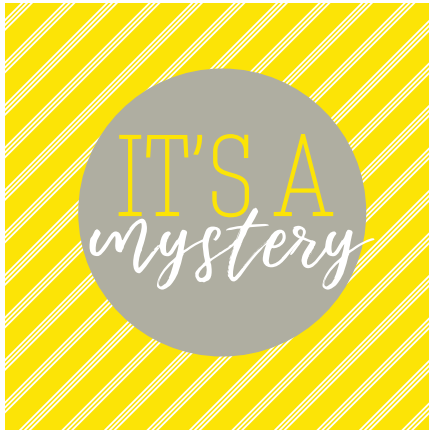



PENDANT BANNER:: Print on heavy white cardstock, cut, punch a hole in the top corners and string together with ribbon.

*love the day*  
by LINDI HAWS



PARTY TAGS:: Print on heavy white cardstock, punch with a 2" scallop or circle punch or cut squares as is!








FOLD OVER LABELS:: Print on heavy white cardstock, cut, fold along the red line and place over a bag full of yummy treats!




THANK YOU CARDS:: Print on heavy white cardstock, cut, fold on the white lines, and adhere the two pieces together on the flaps.



8X5” SIGNS:: Print on heavy white cardstock, cut, and place in 8X5” frames.



8X5” SIGNS:: Print on heavy white cardstock, cut, and place in 8X5” frames.





FAVOR TAGS: Print on heavy white cardstock, cut and attach to party favors.



FAVOR TAGS: Print on heavy white cardstock, cut and attach to party favors.





FOOD TENT CARDS: Print on heavy white cardstock and fold along the red line.

