



PARTY TAGS:: Print on heavy white cardstock, punch with a 2" scallop or circle punch or cut squares as is!







FAVOR TAGS: Print on heavy white cardstock, cut and attach to party favors.

love the day
by LINDI HAWS



PARTY BANNER:: Print on heavy white cardstock, cut, punch a hole in the top corners and string together with ribbon.



PARTY BANNER:: Print on heavy white cardstock, cut, punch a hole in the top corners and string together with ribbon.

Love the day
by LINDI HAWS



PARTY BANNER:: Print on heavy white cardstock, cut, punch a hole in the top corners and string together with ribbon.


love the day
by LINDI HAWS



PARTY BANNER:: Print on heavy white cardstock, cut, punch a hole in the top corners and string together with ribbon.



PARTY BANNER:: Print on heavy white cardstock, cut, punch a hole in the top corners and string together with ribbon.




PARTY BANNER:: Print on heavy white cardstock, cut, punch a hole in the top corners and string together with ribbon.

love the day
by LINDI HAWS



PARTY BANNER:: Print on heavy white cardstock, cut, punch a hole in the top corners and string together with ribbon.




PARTY BANNER:: Print on heavy white cardstock, cut, punch a hole in the top corners and string together with ribbon.

love the day
by LINDI HAWS



PARTY BANNER:: Print on heavy white cardstock, cut, punch a hole in the top corners and string together with ribbon.



PARTY BANNER:: Print on heavy white cardstock, cut, punch a hole in the top corners and string together with ribbon.



PARTY BANNER:: Print on heavy white cardstock, cut, punch a hole in the top corners and string together with ribbon.


Love the day
by LINDI HAWS



PARTY BANNER:: Print on heavy white cardstock, cut, punch a hole in the top corners and string together with ribbon.



PARTY BANNER:: Print on heavy white cardstock, cut, punch a hole in the top corners and string together with ribbon.



FOLD OVER LABELS:: Print on heavy white cardstock, cut, fold along the red line and place over a bag full of yummy treats!

 SWEET
treats

 SWEET
treats

PARTY HATS:: Print on heavy white cardstock, cut, wrap into a cone and adhere together (I use double sided tape) on the flap.





CUPCAKE WRAPPERS: Print on regular white printer paper and wrap and adhere together with double sided tape or glue dots. Place cupcakes in the wrapper.



8X5” SIGNS:: Print on heavy white cardstock, cut, and place in 8X5” frames.



welcome
SWEETS



FAVOR BOX:: Print on heavy white cardstock, cut, fold on the white lines, and adhere the two pieces together on the flaps.



8X5" SIGNS:: Print on heavy white cardstock, cut, and place in 8X5" frames.



PARTY FLAGS:: Print on heavy white cardstock, cut, wrap around lollipop sticks, straws or toothpicks.





CANDY WRAPPER: Print on heavy white cardstock and fold along the red line.



DRINK LABELS:: Print on regular white printer paper and wrap around Water Bottles, Cups, etc.. Adhere with double sided tape or glue dots.

love the day
by LINDI HAWS



PENDANT BANNER:: Print on heavy white cardstock, cut, punch a hole in the top corners and string together with ribbon.

Love the day
by LINDI HAWS



PENDANT BANNER:: Print on heavy white cardstock, cut, punch a hole in the top corners and string together with ribbon.

love the day
by LINDI HAWS



PENDANT BANNER:: Print on heavy white cardstock, cut, punch a hole in the top corners and string together with ribbon.

Love the day
by LINDI HAWS



PENDANT BANNER:: Print on heavy white cardstock, cut, punch a hole in the top corners and string together with ribbon.

love the day
by LINDI HAWS

