





CUPCAKE WRAPPERS:: Print on regular white printer paper and wrap and adhere together with double sided tape or glue dots. Place cupcakes in the wrapper.

*love the day*  
by LINDI HAWS






DRINK LABELS:: Print on regular white printer paper and wrap around Water Bottles, Cups, etc.. Adhere with double sided tape or glue dots.

*love the day*  
by LINDI HAWS











FAVOR TAGS: Print on heavy white cardstock, cut and attach to party favors.



*love the day*  
by LINDI HAWS






AMERICA  
THE  
BEAUTIFUL


*Love the day*  
by LINDI HAWES



NAPKIN WRAPS:: Print on heavy white cardstock, cut, wrap around a napkin & tape.




PENDANT BANNER:: Print on heavy white cardstock, cut, punch a hole in the top corners and string together with ribbon.




PENDANT BANNER:: Print on heavy white cardstock, cut, punch a hole in the top corners and string together with ribbon.

*love the day*  
by LINDI HAWS



PENDANT BANNER:: Print on heavy white cardstock, cut, punch a hole in the top corners and string together with ribbon.






PENDANT BANNER:: Print on heavy white cardstock, cut, punch a hole in the top corners and string together with ribbon.



PARTY TAGS:: Print on heavy white cardstock, punch with a 2" scallop or circle punch or cut squares as is!


*Love the day*  
by LINDI HAWS



FAVOR BOX:: Print on heavy white cardstock, cut, fold on the white lines, and adhere the two pieces together on the flaps.





8X5” SIGNS:: Print on heavy white cardstock, cut, and place in 8X5” frames.




8X5” SIGNS:: Print on heavy white cardstock, cut, and place in 8X5” frames.





PARTY BANNER:: Print on heavy white cardstock, cut, punch a hole in the top corners and string together with ribbon.

*love the day*  
by LINDI HAWS




PARTY BANNER:: Print on heavy white cardstock, cut, punch a hole in the top corners and string together with ribbon.





PARTY BANNER:: Print on heavy white cardstock, cut, punch a hole in the top corners and string together with ribbon.


*love the day*  
by LINDI HAWS



PARTY BANNER:: Print on heavy white cardstock, cut, punch a hole in the top corners and string together with ribbon.



PARTY BANNER:: Print on heavy white cardstock, cut, punch a hole in the top corners and string together with ribbon.





PARTY BANNER:: Print on heavy white cardstock, cut, punch a hole in the top corners and string together with ribbon.



PARTY BANNER:: Print on heavy white cardstock, cut, punch a hole in the top corners and string together with ribbon.







PARTY BANNER:: Print on heavy white cardstock, cut, punch a hole in the top corners and string together with ribbon.


*love the day*  
by LINDI HAWS





PARTY BANNER:: Print on heavy white cardstock, cut, punch a hole in the top corners and string together with ribbon.

*love the day*  
by LINDI HAWS



PARTY BANNER:: Print on heavy white cardstock, cut, punch a hole in the top corners and string together with ribbon.

*love the day*  
by LINDI HAWS

