

CUPCAKE WRAPPERS:: Print on regular white printer paper and wrap and adhere together with double sided tape or glue dots. Place cupcakes in the wrapper.

*love the day*  
by LINDI HAWS



THANK YOU CARDS:: Print on heavy white cardstock, cut,  
write a sweet note and send.



DRINK LABELS:: Print on regular white printer paper and wrap around Water Bottles, Cups, etc.. Adhere with double sided tape or glue dots.


*Love the day*  
by LINDI HAWS




















FAVOR TAGS: Print on heavy white cardstock, cut and attach to party favors.









NAPKIN WRAPS:: Print on heavy white cardstock, cut, wrap around a napkin & tape.




PENDANT BANNER:: Print on heavy white cardstock, cut, punch a hole in the top corners and string together with ribbon.



PENDANT BANNER:: Print on heavy white cardstock, cut, punch a hole in the top corners and string together with ribbon.




PENDANT BANNER:: Print on heavy white cardstock, cut, punch a hole in the top corners and string together with ribbon.






PENDANT BANNER:: Print on heavy white cardstock, cut, punch a hole in the top corners and string together with ribbon.













PARTY

LIKE A



PINEAPPLE

PARTY TAGS:: Print on heavy white cardstock, punch with a 2" scallop or circle punch or cut squares as is!




FOLD OVER LABELS:: Print on heavy white cardstock, cut, fold along the red line and place over a bag full of yummy treats!

LET'S   
FLAMINGLE

LET'S   
FLAMINGLE

FAVOR BOX:: Print on heavy white cardstock, cut, fold on the white lines, and adhere the two pieces together on the flaps.






8X5” SIGNS:: Print on heavy white cardstock, cut, and place in 8X5” frames.




8X5” SIGNS:: Print on heavy white cardstock, cut, and place in 8X5” frames.













PENDANT BANNER:: Print on heavy white cardstock, cut, punch a hole in the top corners and string together with ribbon.








MINI CANDY BAR WRAPPERS:: Print on regular white printer paper and wrap around Hershey Minatures. Adhere with double sided tape or glue dots.



PARTY BANNER:: Print on heavy white cardstock, cut, punch a hole in the top corners and string together with ribbon.

*love the day*  
by LINDI HAWS




PARTY BANNER:: Print on heavy white cardstock, cut, punch a hole in the top corners and string together with ribbon.






PARTY BANNER:: Print on heavy white cardstock, cut, punch a hole in the top corners and string together with ribbon.

*Love the day*  
by LINDI HAWS




PARTY BANNER:: Print on heavy white cardstock, cut, punch a hole in the top corners and string together with ribbon.

*love the day*  
by LINDI HAWS




PARTY BANNER:: Print on heavy white cardstock, cut, punch a hole in the top corners and string together with ribbon.

*Love the day*  
by LINDI HAWS




PARTY BANNER:: Print on heavy white cardstock, cut, punch a hole in the top corners and string together with ribbon.

*love the day*  
by LINDI HAWS




PARTY BANNER:: Print on heavy white cardstock, cut, punch a hole in the top corners and string together with ribbon.

*love the day*  
by LINDI HAWS




PARTY BANNER:: Print on heavy white cardstock, cut, punch a hole in the top corners and string together with ribbon.




PARTY BANNER:: Print on heavy white cardstock, cut, punch a hole in the top corners and string together with ribbon.

*love the day*  
by LINDI HAWS



PARTY BANNER:: Print on heavy white cardstock, cut, punch a hole in the top corners and string together with ribbon.

*love the day*  
by LINDI HAWS





PARTY BANNER:: Print on heavy white cardstock, cut, punch a hole in the top corners and string together with ribbon.

*love the day*  
by LINDI HAWS



PARTY BANNER:: Print on heavy white cardstock, cut, punch a hole in the top corners and string together with ribbon.

*love the day*  
by LINDI HAWS



PARTY BANNER:: Print on heavy white cardstock, cut, punch a hole in the top corners and string together with ribbon.

*love the day*  
by LINDI HAWS

