



FAVOR TAGS: Print on heavy white cardstock, cut and attach to party favors.

Love the day
by LINDI HAWS



the 1990s, the number of people with a mental health problem has increased in the UK, and this has led to a corresponding increase in the number of people with a mental health problem who are in contact with the criminal justice system.

The purpose of this study was to explore the experiences of people with a mental health problem who are in contact with the criminal justice system.

The study was carried out in a prison in the north of England, which has a population of approximately 1,000 people.

The study was carried out over a period of 12 months, from January 2008 to December 2009.

The study was carried out in a prison in the north of England, which has a population of approximately 1,000 people.

The study was carried out over a period of 12 months, from January 2008 to December 2009.

The study was carried out in a prison in the north of England, which has a population of approximately 1,000 people.

The study was carried out over a period of 12 months, from January 2008 to December 2009.

The study was carried out in a prison in the north of England, which has a population of approximately 1,000 people.

The study was carried out over a period of 12 months, from January 2008 to December 2009.

The study was carried out in a prison in the north of England, which has a population of approximately 1,000 people.

The study was carried out over a period of 12 months, from January 2008 to December 2009.

The study was carried out in a prison in the north of England, which has a population of approximately 1,000 people.

The study was carried out over a period of 12 months, from January 2008 to December 2009.

The study was carried out in a prison in the north of England, which has a population of approximately 1,000 people.

The study was carried out over a period of 12 months, from January 2008 to December 2009.

The study was carried out in a prison in the north of England, which has a population of approximately 1,000 people.

The study was carried out over a period of 12 months, from January 2008 to December 2009.

The study was carried out in a prison in the north of England, which has a population of approximately 1,000 people.

The study was carried out over a period of 12 months, from January 2008 to December 2009.

The study was carried out in a prison in the north of England, which has a population of approximately 1,000 people.

The study was carried out over a period of 12 months, from January 2008 to December 2009.

The study was carried out in a prison in the north of England, which has a population of approximately 1,000 people.

The study was carried out over a period of 12 months, from January 2008 to December 2009.

The study was carried out in a prison in the north of England, which has a population of approximately 1,000 people.

The study was carried out over a period of 12 months, from January 2008 to December 2009.

The study was carried out in a prison in the north of England, which has a population of approximately 1,000 people.

DRINK LABELS:: Print on regular white printer paper and wrap around Water Bottles, Cups, etc.. Adhere with double sided tape or glue dots.

Love the day
by LINDI HAWS




PARTY BANNER:: Print on heavy white cardstock, cut, punch a hole in the top corners and string together with ribbon.



PARTY BANNER:: Print on heavy white cardstock, cut, punch a hole in the top corners and string together with ribbon.

Love the day
by LINDI HAWS




PARTY BANNER:: Print on heavy white cardstock, cut, punch a hole in the top corners and string together with ribbon.

love the day
by LINDI HAWS



PARTY BANNER:: Print on heavy white cardstock, cut, punch a hole in the top corners and string together with ribbon.

Love the day
by LINDI HAWS



PARTY BANNER:: Print on heavy white cardstock, cut, punch a hole in the top corners and string together with ribbon.

Love the day
by LINDI HAWS



PARTY BANNER:: Print on heavy white cardstock, cut, punch a hole in the top corners and string together with ribbon.

Love the day
by LINDI HAWS




PARTY BANNER:: Print on heavy white cardstock, cut, punch a hole in the top corners and string together with ribbon.

Love the day
by LINDI HAWS




PARTY BANNER:: Print on heavy white cardstock, cut, punch a hole in the top corners and string together with ribbon.

love the day
by LINDI HAWS



PARTY BANNER:: Print on heavy white cardstock, cut, punch a hole in the top corners and string together with ribbon.

love the day
by LINDI HAWS



PARTY BANNER:: Print on heavy white cardstock, cut, punch a hole in the top corners and string together with ribbon.

love the day
by LINDI HAWS




PARTY BANNER:: Print on heavy white cardstock, cut, punch a hole in the top corners and string together with ribbon.

love the day
by LINDI HAWS









PARTY BANNER:: Print on heavy white cardstock, cut, punch a hole in the top corners and string together with ribbon.

love the day
by LINDI HAWS



PARTY BANNER:: Print on heavy white cardstock, cut, punch a hole in the top corners and string together with ribbon.







FOOD TENT CARDS: Print on heavy white cardstock and fold along the red line.

Love the day
by LINDI HAWS





FAVOR BOX:: Print on heavy white cardstock, cut, fold on the white lines, and adhere the two pieces together on the flaps.



MINI CANDY BAR WRAPPERS:: Print on regular white printer paper and wrap around Hershey Minitures. Adhere with double sided tape or glue dots.

Love the day
by LINDI HAWS





PARTY TAGS:: Print on heavy white cardstock, punch with a 2" scallop or circle punch or cut squares as is!


love the day
by LINDI HAWS






PENDANT BANNER:: Print on heavy white cardstock, cut, punch a hole in the top corners and string together with ribbon.

love the day
by LINDI HAWS



PENDANT BANNER:: Print on heavy white cardstock, cut, punch a hole in the top corners and string together with ribbon.

Love the day
by LINDI HAWS



PENDANT BANNER:: Print on heavy white cardstock, cut, punch a hole in the top corners and string together with ribbon.

Love the day
by LINDI HAWS



THANK YOU CARDS:: Print on heavy white cardstock, cut, write a sweet note and send.

Love the day
by LINDI HAWS




FOLD OVER LABELS:: Print on heavy white cardstock, cut, fold along the red line and place over a bag full of yummy treats!



love the day
by LINDI HAWS

CUPCAKE WRAPPERS:: Print on regular white printer paper and wrap and adhere together with double sided tape or glue dots. Place cupcakes in the wrapper.

Love the day
by LINDI HAWS



8X5" SIGNS:: Print on heavy white cardstock, cut, and place in 8X5" frames.

Love the day
by LINDI HAWS

