






FOLD OVER LABELS:: Print on heavy white cardstock, cut, fold along the line and place over a bag full of yummy treats!










PENDANT BANNER:: Print on heavy white cardstock, cut, punch a hole in the top corners and string together with ribbon.



PENDANT BANNER:: Print on heavy white cardstock, cut, punch a hole in the top corners and string together with ribbon.

love the day
by LINDI HAWS



PENDANT BANNER:: Print on heavy white cardstock, cut, punch a hole in the top corners and string together with ribbon.



BIRTHDAY
ZONE





BIRTHDAY ZONE

F9DD35

love the day
by LINDI HAWES

PARTY TAGS:: Print on heavy white cardstock, punch with a 2" scallop or circle punch or cut squares as is!

love the day
by LINDI HAWS



8X5” SIGNS:: Print on heavy white cardstock, cut, and place in 8X5” frames.



8X5” SIGNS:: Print on heavy white cardstock, cut, and place in 8X5” frames.



DRINK LABELS:: Print on regular white printer paper and wrap around Water Bottles, Cups, etc.. Adhere with double sided tape or glue dots.



FAVOR TAGS: Print on heavy white cardstock, cut and attach to party favors.

Love the day
by LINDI HAWS



PARTY BANNER:: Print on heavy white cardstock, cut, punch a hole in the top corners and string together with ribbon.



PARTY BANNER:: Print on heavy white cardstock, cut, punch a hole in the top corners and string together with ribbon.

love the day
by LINDI HAWS



PARTY BANNER:: Print on heavy white cardstock, cut, punch a hole in the top corners and string together with ribbon.

Love the day
by LINDI HAWS



PARTY BANNER:: Print on heavy white cardstock, cut, punch a hole in the top corners and string together with ribbon.

love the day
by LINDI HAWS



PARTY BANNER:: Print on heavy white cardstock, cut, punch a hole in the top corners and string together with ribbon.



PARTY BANNER:: Print on heavy white cardstock, cut, punch a hole in the top corners and string together with ribbon.

love the day
by LINDI HAWS



PARTY BANNER:: Print on heavy white cardstock, cut, punch a hole in the top corners and string together with ribbon.

love the day
by LINDI HAWS



PARTY BANNER:: Print on heavy white cardstock, cut, punch a hole in the top corners and string together with ribbon.

love the day
by LINDI HAWS



PARTY BANNER:: Print on heavy white cardstock, cut, punch a hole in the top corners and string together with ribbon.

love the day
by LINDI HAWS



PARTY BANNER:: Print on heavy white cardstock, cut, punch a hole in the top corners and string together with ribbon.

love the day
by LINDI HAWS



PARTY BANNER:: Print on heavy white cardstock, cut, punch a hole in the top corners and string together with ribbon.



PARTY BANNER:: Print on heavy white cardstock, cut, punch a hole in the top corners and string together with ribbon.

love the day
by LINDI HAWS



PARTY BANNER:: Print on heavy white cardstock, cut, punch a hole in the top corners and string together with ribbon.




NAPKIN WRAPS:: Print on heavy white cardstock, cut, wrap around a napkin & tape.




THANK YOU CARDS:: Print on heavy white cardstock, cut, write a sweet note and send.

love the day
by LINDI HAWS


THANK YOU




THANK YOU



THANK YOU



THANK YOU



FAVOR BOX:: Print on heavy white cardstock, cut, fold on the white lines, and adhere the two pieces together on the flaps.

Love the day
by LINDI HAWS



CAKE
ZONE
AHEAD

MINI CANDY BAR WRAPPERS:: Print on regular white printer paper and wrap around Hershey Minitures. Adhere with double sided tape or glue dots.

