







COME IN LITTLE  
HONEY BEES









 HAVE A   
HONEY  
 OF A DAY 

 HAVE A   
HONEY  
 OF A DAY 

 HAVE A   
HONEY  
 OF A DAY 

 HAVE A   
HONEY  
 OF A DAY 

 HAVE A   
HONEY  
 OF A DAY 

 HAVE A   
HONEY  
 OF A DAY 

 HAVE A   
HONEY  
 OF A DAY 











 HAVE A   
HONEY  
 OF A DAY 

CUPCAKE WRAPPERS:: Print on regular white printer paper and wrap and adhere together with double sided tape or glue dots. Place cupcakes in the wrapper.

*love the day*  
by LINDI HAWS



PARTY FLAGS:: Print on heavy white cardstock, cut with scissors and fold over a popsicle or lollipop stick and glue.

DRINK LABELS:: Print on regular white printer paper and wrap around Water Bottles, Cups, etc.. Adhere with double sided tape or glue dots.

*love the day*  
by LINDI HAWS



OUR LITTLE  
HONEY  
BEE 




OUR LITTLE  
HONEY  
BEE 






PENDANT BANNER:: Print on heavy white cardstock, cut, punch a hole in the top corners and string together with ribbon.



The first part of the paper discusses the importance of the research and the objectives of the study. It then presents a literature review of the existing research on the topic. The next section describes the methodology used in the study, including the data sources and the statistical techniques employed. The results of the study are then presented, followed by a discussion of the findings and their implications. Finally, the paper concludes with a summary of the main points and suggestions for further research.

The research was conducted using a quantitative approach, with data collected from a large sample of participants. The results show a significant positive correlation between the variables studied, indicating that the hypothesis was supported. The findings have important implications for the field and suggest that further research is needed to explore the underlying mechanisms.

In conclusion, the study provides valuable insights into the relationship between the variables and highlights the need for continued research in this area. The results are consistent with previous findings and offer new perspectives on the topic.













The first part of the paper discusses the importance of understanding the cultural context of the research. It highlights the need for researchers to be sensitive to the values and beliefs of the communities they are studying. This is particularly important in the field of education, where cultural differences can significantly impact learning outcomes.


The second part of the paper focuses on the methodology used in the study. It describes the process of selecting participants, collecting data, and analyzing the results. The authors emphasize the importance of using a mixed-methods approach to gain a comprehensive understanding of the research topic.

The third part of the paper presents the findings of the study. It discusses the results of the quantitative data analysis and the insights gained from the qualitative interviews. The authors conclude that there are significant differences in learning outcomes between the two groups, and these differences can be attributed to cultural factors.

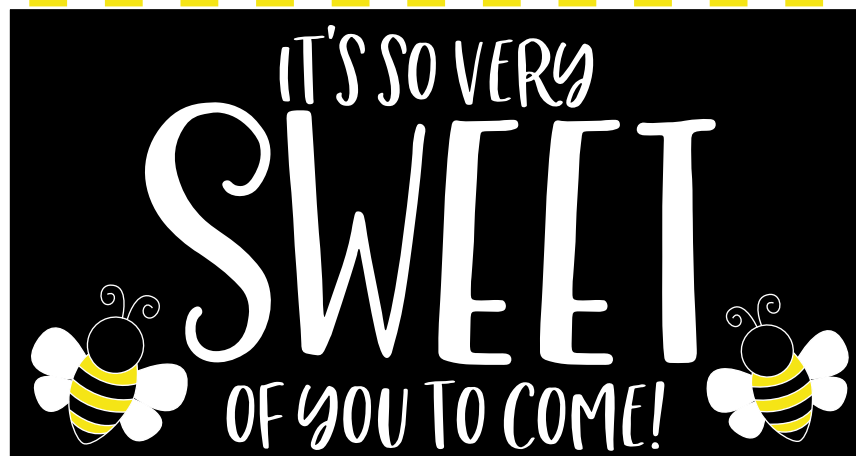
The final part of the paper discusses the implications of the findings for future research and practice. It suggests that educators should be aware of the cultural context of their students and tailor their teaching strategies accordingly. The authors also recommend further research to explore the underlying reasons for the observed differences.

















PARTY TAGS:: Print on heavy white cardstock, punch with a 2" scallop or circle punch or cut squares as is!



MINI CANDY BAR WRAPPERS:: Print on regular white printer paper and wrap around Hershey Minitures. Adhere with double sided tape or glue dots.




8X5" SIGNS:: Print on heavy white cardstock, cut, and place in 8X5" frames.




PARTY BANNER:: Print on heavy white cardstock, cut, punch a hole in the top corners and string together with ribbon.

*Love the day*  
by LINDI HAWS



PARTY BANNER:: Print on heavy white cardstock, cut, punch a hole in the top corners and string together with ribbon.


*Love the day*  
by LINDI HAWS






PARTY BANNER:: Print on heavy white cardstock, cut, punch a hole in the top corners and string together with ribbon.

*Love the day*  
by LINDI HAWS




PARTY BANNER:: Print on heavy white cardstock, cut, punch a hole in the top corners and string together with ribbon.

*Love the day*  
by LINDI HAWS




PARTY BANNER:: Print on heavy white cardstock, cut, punch a hole in the top corners and string together with ribbon.

*Love the day*  
by LINDI HAWS




PARTY BANNER:: Print on heavy white cardstock, cut, punch a hole in the top corners and string together with ribbon.

*Love the day*  
by LINDI HAWS




PARTY BANNER:: Print on heavy white cardstock, cut, punch a hole in the top corners and string together with ribbon.

*Love the day*  
by LINDI HAWS




PARTY BANNER:: Print on heavy white cardstock, cut, punch a hole in the top corners and string together with ribbon.

*Love the day*  
by LINDI HAWS




PARTY BANNER:: Print on heavy white cardstock, cut, punch a hole in the top corners and string together with ribbon.

*Love the day*  
by LINDI HAWS



PARTY BANNER:: Print on heavy white cardstock, cut, punch a hole in the top corners and string together with ribbon.


*love the day*  
by LINDI HAWS






PARTY BANNER:: Print on heavy white cardstock, cut, punch a hole in the top corners and string together with ribbon.

*love the day*  
by LINDI HAWS




PARTY BANNER:: Print on heavy white cardstock, cut, punch a hole in the top corners and string together with ribbon.

*love the day*  
by LINDI HAWS



PARTY BANNER:: Print on heavy white cardstock, cut, punch a hole in the top corners and string together with ribbon.

*Love the day*  
by LINDI HAWS



PENDANT BANNER:: Print on heavy white cardstock, cut, punch a hole in the top corners and string together with ribbon.

