


CUPCAKE WRAPPERS:: Print on regular white printer paper and wrap and adhere together with double sided tape or glue dots. Place cupcakes in the wrapper.



the 1990s, the number of people in the UK who are employed in the public sector has increased by 1.5 million (from 2.5 million in 1980 to 4 million in 1999). The public sector has also become an important employer for women, with 50% of the public sector workforce being female in 1999 (Department of Social Security 2000).

There is a growing awareness of the importance of the public sector in the UK, and the need to ensure that it is able to provide the services that are required by the population. This has led to a number of initiatives to improve the efficiency and effectiveness of the public sector, including the introduction of competition and the restructuring of public services.

One of the key challenges facing the public sector is the need to provide high-quality services at a low cost. This is a challenge that is faced by all public sector organisations, and it is one that requires a number of different approaches to be taken in order to be successfully addressed.

One of the most important approaches to improving the efficiency and effectiveness of the public sector is the introduction of competition. This has been done in a number of different ways, including the privatisation of public services and the introduction of competitive tendering for public contracts.

Another important approach to improving the efficiency and effectiveness of the public sector is the restructuring of public services. This has been done in a number of different ways, including the merging of public services and the creation of new public sector organisations.

Finally, another important approach to improving the efficiency and effectiveness of the public sector is the introduction of new technologies. This has been done in a number of different ways, including the use of information technology to improve the delivery of public services and the use of new technologies to create new public sector services.

These are just a few of the initiatives that have been taken to improve the efficiency and effectiveness of the public sector. There are many other initiatives that are being taken, and it is clear that the public sector is becoming an increasingly important part of the UK economy.


One of the key challenges facing the public sector is the need to provide high-quality services at a low cost. This is a challenge that is faced by all public sector organisations, and it is one that requires a number of different approaches to be taken in order to be successfully addressed.

One of the most important approaches to improving the efficiency and effectiveness of the public sector is the introduction of competition. This has been done in a number of different ways, including the privatisation of public services and the introduction of competitive tendering for public contracts.

DRINK LABELS:: Print on regular white printer paper and wrap around Water Bottles, Cups, etc.. Adhere with double sided tape or glue dots.

love the day
by LINDI HAWS





PARTY BANNER.: Print on heavy white cardstock, cut, punch a hole in the top corners and string together with ribbon.

love the day
by LINDI HAWS




PARTY BANNER:: Print on heavy white cardstock, cut, punch a hole in the top corners and string together with ribbon.




PARTY BANNER:: Print on heavy white cardstock, cut, punch a hole in the top corners and string together with ribbon.

Love the day
by LINDI HAWS




PARTY BANNER:: Print on heavy white cardstock, cut, punch a hole in the top corners and string together with ribbon.

love the day
by LINDI HAWS




PARTY BANNER:: Print on heavy white cardstock, cut, punch a hole in the top corners and string together with ribbon.




PARTY BANNER:: Print on heavy white cardstock, cut, punch a hole in the top corners and string together with ribbon.

love the day
by LINDI HAWS




PARTY BANNER:: Print on heavy white cardstock, cut, punch a hole in the top corners and string together with ribbon.


love the day
by LINDI HAWS



PARTY BANNER:: Print on heavy white cardstock, cut, punch a hole in the top corners and string together with ribbon.




PARTY BANNER:: Print on heavy white cardstock, cut, punch a hole in the top corners and string together with ribbon.



PARTY BANNER:: Print on heavy white cardstock, cut, punch a hole in the top corners and string together with ribbon.




PARTY BANNER:: Print on heavy white cardstock, cut, punch a hole in the top corners and string together with ribbon.




PARTY BANNER:: Print on heavy white cardstock, cut, punch a hole in the top corners and string together with ribbon.

love the day
by LINDI HAWS







PARTY BANNER:: Print on heavy white cardstock, cut, punch a hole in the top corners and string together with ribbon.

Love the day
by LINDI HAWS



FOOD TENT CARDS: Print on heavy white cardstock and fold along the red line.






FAVOR TAGS: Print on heavy white cardstock, cut and attach to party favors.

Love the day
by LINDI HAWS








PARTY FLAGS:: Print on heavy white cardstock, cut, wrap around lollipop sticks, straws or toothpicks.

Love the day
by LINDI HAWS



NAPKIN WRAPS:: Print on heavy white cardstock, cut, wrap around a napkin & tape.

love the day
by LINDI HAWS




PENDANT BANNER:: Print on heavy white cardstock, cut, punch a hole in the top corners and string together with ribbon.

love the day
by LINDI HAWS




PENDANT BANNER:: Print on heavy white cardstock, cut, punch a hole in the top corners and string together with ribbon.

love the day
by LINDI HAWS





PENDANT BANNER:: Print on heavy white cardstock, cut, punch a hole in the top corners and string together with ribbon.











PENDANT BANNER:: Print on heavy white cardstock, cut, punch a hole in the top corners and string together with ribbon.


love the day
by LINDI HAWS


















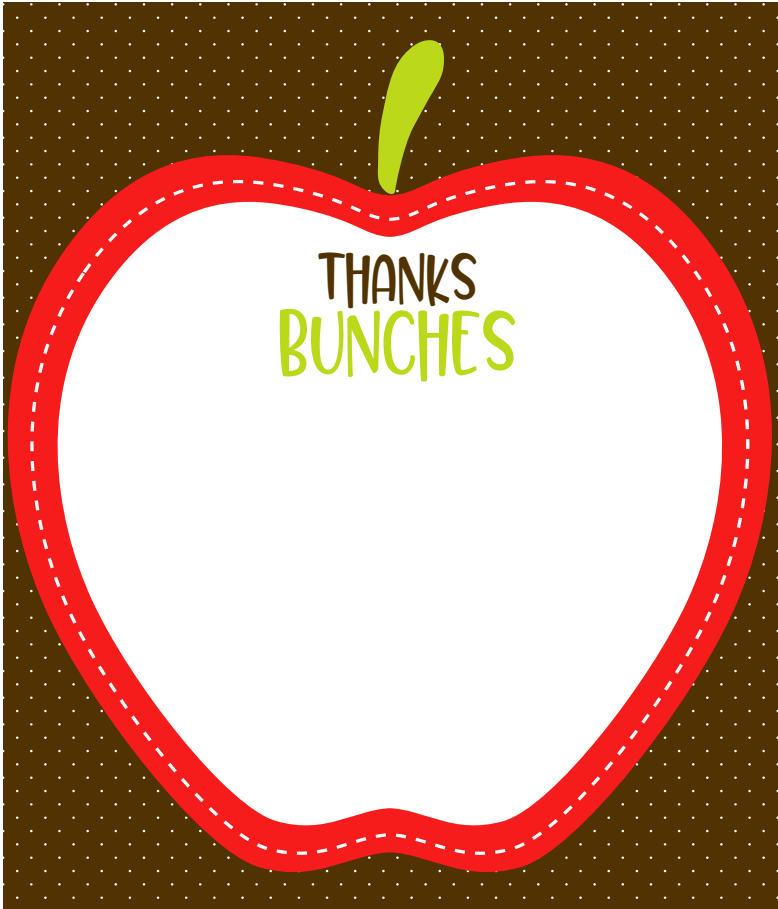
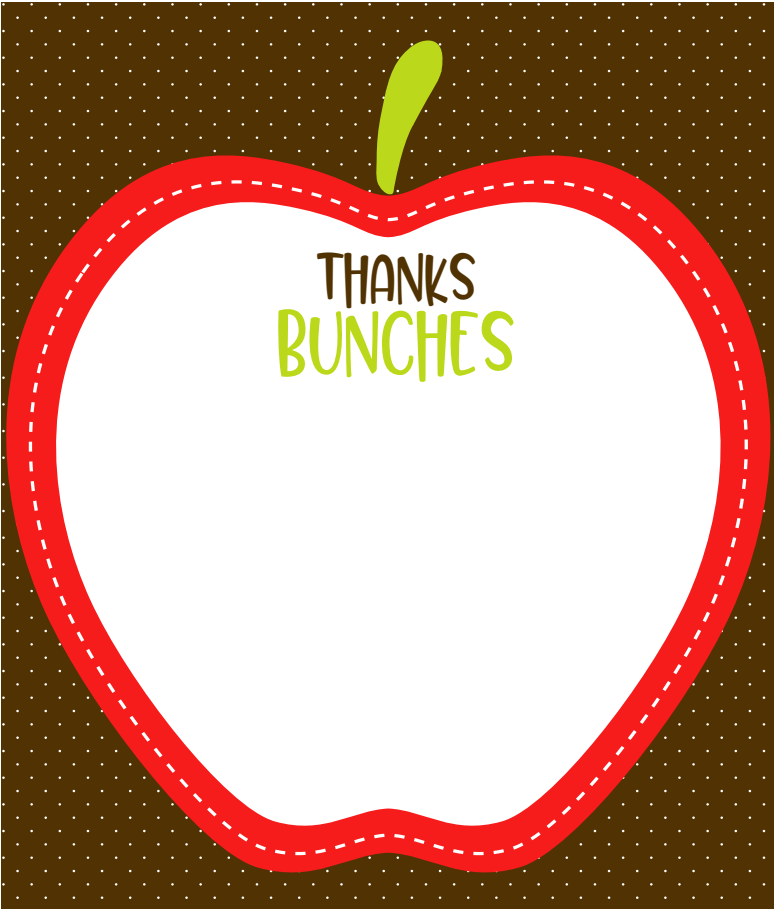
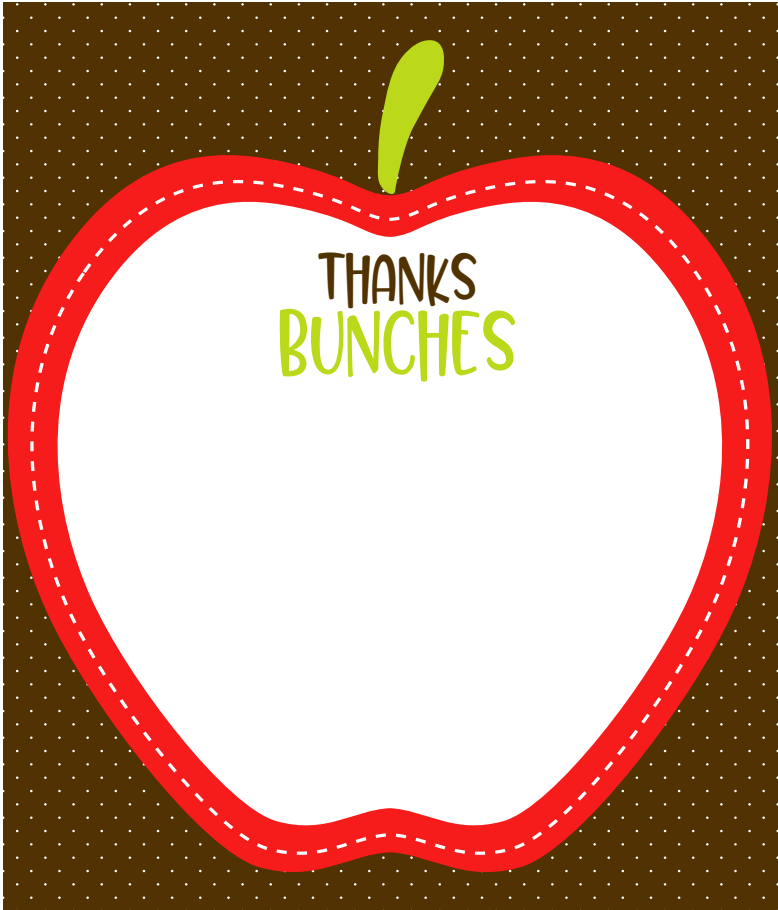
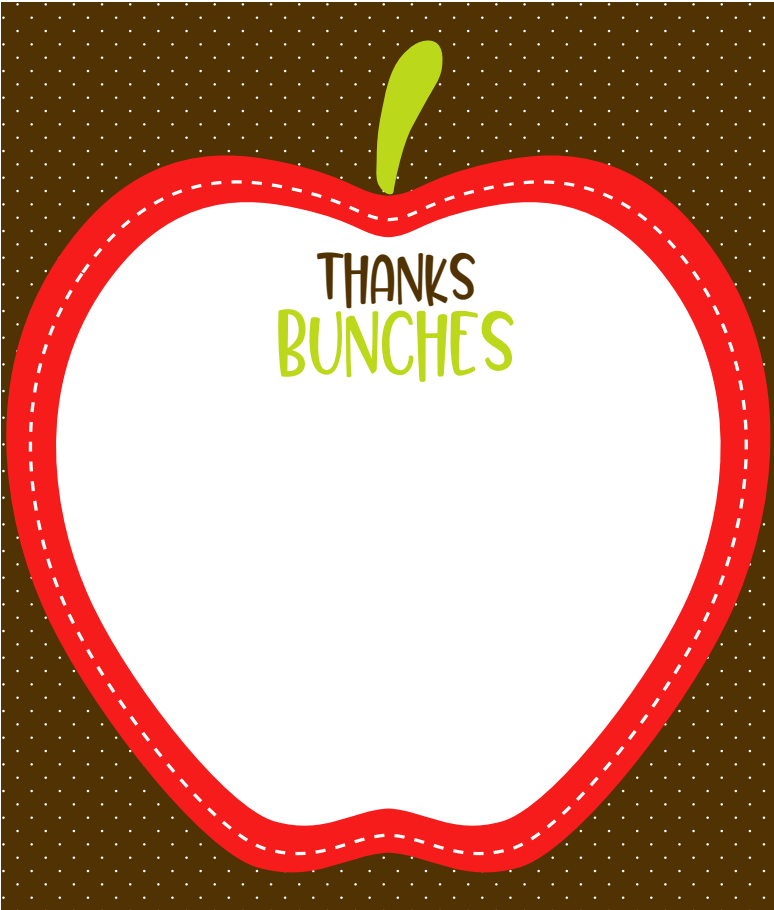
FOOD TENT CARDS: Print on heavy white cardstock and fold along the red line.



PARTY TAGS:: Print on heavy white cardstock, punch with a 2" scallop or circle punch or cut squares as is!

love the day
by LINDI HAWS






FOLD OVER LABELS:: Print on heavy white cardstock, cut, fold along the red line and place over a bag full of yummy treats!



FAVOR BOXES:: Print on heavy white cardstock, cut, fold on the lines, and adhere the two pieces together on the flaps.



8X5” SIGNS:: Print on heavy white cardstock, cut, and place in 8X5” frames.



8X5” SIGNS:: Print on heavy white cardstock, cut, and place in 8X5” frames.



MINI CANDY BAR WRAPPERS:: Print on regular white printer paper and wrap around Hershey Minitures. Adhere with double sided tape or glue dots.

